

QUARTERLY PHYSICAL REPORT OF OPERATION
As of 30 September 2017


Department:
Agency:
Operating Unit:
Organization Code (UACS):


National Defense
Armed Forces of the Philippines
Program 4
—

	Current Year Appropriations
	Supplemental Appropriations
	Continuing Appropriations
	Off-Budget Account

Particulars 1	UACS Code 2	Physical Targets					Physical Accomplishments					Variance as of 30 Sep 2017 13	Remarks 14
		3 1st Quarter	4 2nd Quarter	5 3rd Quarter	6 4th Quarter	7=3+4+5+6 Total	8 1st Quarter	9 2nd Quarter	10 3rd Quarter	11 4th Quarter	12=8+9+10+11 Total		
Part A													
I. Operations													
MFO1 - Management of Joint Operations													
No. of military plans and policies formulated and adopted/issued		7	14	15		36	83	46	68		197	181	
Percentage of adopted/issued military plans and policies rated satisfactory or better by both external and internal clients		90%	90%	90%		90%	100%	90%	90%		90%		
Percentage of adopted/issued military plans and policies implemented within fifteen (15) days after official issuance thereof		90%	90%	90%		90%	100%	90%	90%		90%		
MFO2 - Joint Force Strategic Planning, Logistics and Resource Management Services													
Number of Command and Control Activities Undertaken		16,515	24,772	24,772		66,059	21,980	16,901	28,614		68,495	3,436	
Percentage of C2 Activities Successfully Undertaken		90%	90%	90%		90%	90%	90%	90%		90%		
Average Number of Hours Spent in a Day to Fully Implement a Single C2 Activity		24	24	24		24	24	24	24		24		
MFO3 - Tertiary Health Services													
Treatment Procedures													
Number of patients that received treatment		2,713	2,713	2,713		8,139	2,678	1,863	3,110		7,651	(488)	
Percentage of patients treated and return to duty		90%	90%	90%		90%	93%	86%	91%		90%		
Percentage of patients treated within the accepted Length of Stay (LOS) per case		90%	90%	90%		90%	100%	81%	81%		90%		
Health Service and Education													
Number of trainings conducted		52	53	53		158	40	46	44		130	(28)	
Percentage of trainings conducted that contribute to training readiness		90%	90%	90%		92%	70%	100%	85%		92%		
Percentage of trainings conducted within the prescribed training procedures		85%	85%	85%		92%	75%	100%	85%		92%		




PREPARED BY:


JESUS RICO D ATENCIO
Colonel PA (GSC)
Acting Chief, AFPMFO


ISIDRO L PURISIMA
Major General AFP
DCS for Operations, JS

APPROVED BY:


SALVADOR MELCHOR B MISON JR
Lieutenant General AFP
Vice Chief of Staff, AFP

Joint Medical Service Support Operations												
Number of Medical and Surgical Team Dispatch		12	12	13		37	19	14	29		62	25
Percentage of preparedness of team dispatched		90%	90%	90%		90%	100%	100%	100%		90%	
Percentage of team dispatched within 24 hours upon notice		80%	80%	80%		80%	100%	100%	100%		80%	
MFO4 - Military Education Services												
Pre-Commission Training & Education												
Number of cadets/students trained		1,100	1,100	1,100		1,100	960	1,186	1,180		1,100	0
Percentage of students who rate the courses as satisfactory or better		95%	95%	95%		95%	82%	82%	115%		95%	
Post Commission Training												
Number of personnel trained		150	150	150		150	189	198	198		150	0
Number of reservist trainings to be conducted		15	15	15		45	11	20	12		43	(2)
MFO5 - Presidential Security and Protection Services												
Security Operations During Presidential Engagement												
Number of security operations for presidential engagement		108	108	108		324	188	188	138		514	190
Percentage of successful security operations for presidential engagement		100%	100%	100%		100%	100%	100%	100%		100%	
Percentage of presidential engagement wherein security have been deployed on the required period in accordance with the Command's SOP		100%	100%	100%		100%	100%	100%	100%		100%	
Security Operations During First Family Engagement												
Number of security operations for presidential engagement		1,375	1,375	1,375		4,125	2,867	2,865	3040		8,772	4,647
Percentage of successful security operations for first family engagement		100%	100%	100%		100%	100%	100%	100%		100%	
Percentage of First Family engagements wherein security have been deployed on the required period in accordance with the Command's SOP		100%	100%	100%		100%	100%	100%	100%		100%	
Security Operations for Foreign Visiting Heads of State/Government												
Number of security operations during head of state/government visit		3	3	3		3	1	2	2		3	0
Percentage of successful security operations during head of state/government visits		100%	100%	100%		100%	100%	100%	100%		100%	
Percentage of head/government visits wherein security have been deployed on the required period in accordance with the Command's SOP		100%	100%	100%		100%	100%	100%	100%		100%	
PREPARED BY:						APPROVED BY:						
 JESUS RICO D ATENCIO Colonel PA (GSC) Acting Chief, AFPMFO						 ISIDRO L PURISIMA Major General AFP DCS for Operations, J3						
						 SALVADOR MELCHOR B MISON JR Lieutenant General AFP Vice Chief of Staff, AFP						